

technical data sheet

DYNAFOR MWX LCD
LCD load indicators
capacities : 0,5 - 1 - 2 - 3,2 - 5 - 6,3 - 12,5 - 25 t

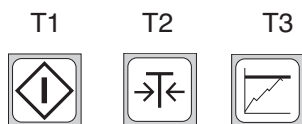
réf. : T 2025 GB
rév. n° : 01
date : 03/06
page : 1/2

General specification:

- Lifting accessory in accordance with CE directives
- Liquid cristal display (LCD) : 5 digits
- Height of digits : 25 mm for 0,5 t, 1 t, 2 t and 3,2 t
44 mm for 5 t, 6,3 t 12,5 and 25 t
- Ambient temperature range : -10°C to +40°C
- Weatherproof and dustproof : IP65
- Material : body in aluminium alloy
- Finish : painted
- Top suspension: clevis master link
- Bottom hook with catch
- Power supply : 3 x 1.5 V, AA or R6
- Battery life : 350 hours variable, depending on the setting of the functions
- Accuracy : +/- 0.1% of capacity
- Operating coefficient : 1,25
- Safety coefficient : 4

Push-button controls:

- ON / OFF (T1)
- TARE (up to 100% of capacity) (T2)
- PEAK HOLD (T3)



Automatic functions:

- Automatic zero when switched on
- Low battery signal
- Overload indication

Adjustable functions:

Using a sequence of operations of the push-buttons:

- Choice of unit measurement : Unit display (kg, t, ton, lbs, daN, kN)
- Automatic shutdown after 20 minutes with no addition/reduction of load
- Adjustable response rate of the display
- Connection mode to connect to remote readout
- Connection mode to connect to PC, for data processing and printing
- Connection mode to connect to "dynafor" printer

Options:

- Infrared remote control with integrated push-button controls (ON/OFF, Tare, Peak hold)
- Hand held radio Remote Display, with integrated push-button controls (ON/OFF, tare, Peak hold).
- Radio controlled dynafor printer
- Radio controlled dynafor interface for PC connection



Models 0,5 to 12,5 t



Model 25 t

technical data sheet

DYNAFOR MWX LCD

LCD load indicators

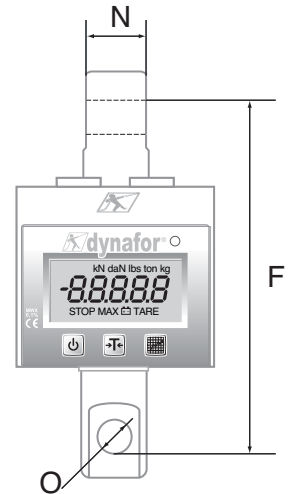
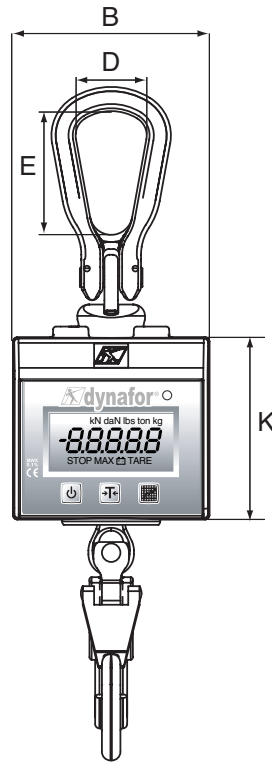
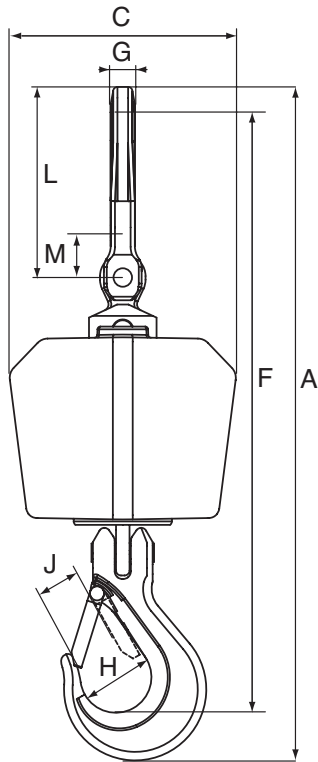
capacities : 0,5 - 1 - 2 - 3,2 - 5 - 6,3 - 12,5 - 25 t

réf. : **T 2025 GB**

rév. n° : **01**

date : **03/06**

page : **2/2**



Model		0,5 t	1 t	2 t	3,2 t	5 t	6,3 t	12,5 t	25 t
Capacity	t	0,5	1	2	3,2	5	6,3	12,5	25
Accuracy (0,1%)	± kg	0,5	1	2	3,2	5	6,3	12,5	25
Smallest load increment	kg	0,2	0,5	1	1	2	2	5	10
Test load	t	0,65	1,25	2,5	4	6,25	7,8	15,5	31,25
Max. display	kg	500,0	1000,0	2000,0	3200	5000	6300	12500	25000
Heights of digits	mm	25	25	25	25	44	44	44	44
Weight	kg	4,3	4,3	4,3	4,3	9	9	20,5	18
Material		Aluminium alloy body							
Dimensions mm	A	470	470	470	470	694	694	913	-
	B	136	136	136	136	206	206	206	-
	C	160	160	160	160	203	203	203	206
	D	50	50	50	50	85	85	98	203
	E	87	87	87	87	148	148	203	-
	F	423	423	423	423	620	620	800	370
	G	17	17	17	17	27	27	54	-
	H	44	44	44	44	71	71	80	-
	J	30	30	30	30	41	41	63	-
	K	126	126	126	126	167	167	167	-
	L	128	128	128	128	225	225	316	167
M	18	18	18	18	26	26	50	-	
N	-	-	-	-	-	-	-	-	68
O*	-	-	-	-	-	-	-	-	52

* Compatible with the shackle and th hook for dynafor LLX 25 t